

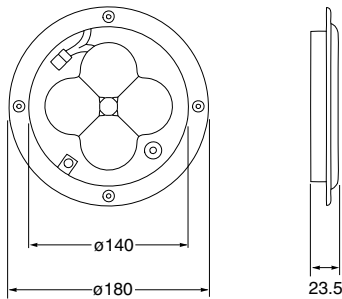


Hella Product Information



New Release - December 2006

LED INTERIOR LAMP



All dimensions in mm

2604

Cargo LED Interior Lamp

LED
Multivolt

DESCRIPTION

This interior light can be used for roof installation, for example in refrigerated transporters or ambulances, as well as for the illumination of driving and sleeping compartments. Excellent performance in cold and humid environments. The lens consists of clear Plexiglas (PMMA). The housing is made of aluminium and aluminium-coloured ABS. Featuring 4 white high power LEDs which provide indirect lighting with no glare.

MOUNTING

Screw fastening, recess mounting.

VOLTAGE

Multivolt 9-31V

POWER CONSUMPTION

6W

TEMPERATURE

Operating range - 40°C to + 60°C

PROTECTION

Reverse polarity and Transient Voltage Suppressor (TVS)
IP66 (Protection against high pressure washing)

CABLE LENGTH

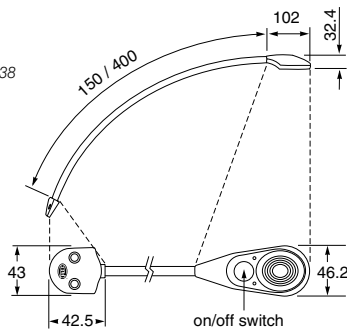
Pre-wired with 310mm of cable

LED MAP READING LAMP



2639

2638



All dimensions in mm

2638

LED Flexible Map Reading Lamp - 150mm

2639

LED Flexible Map Reading Lamp - 400mm

LED
Multivolt
LED
Multivolt

DESCRIPTION

LED Map Reading Light featuring a strong flexible shaft and an on/off switch on the lamp head. Low power consumption.

MOUNTING

Screw mounting.

VOLTAGE

Multivolt 9-31V

POWER CONSUMPTION

2.4W

PROTECTION

Reverse polarity and Transient Voltage Suppressor (TVS)
IP53 (Protection against dust and water spray)

CABLE LENGTH

Pre-wired with 150mm of cable

Note: Interior use only

MARKETED BY:

Hella-New Zealand Limited
81-83 Ben Lomond Crescent,
Pakuranga, Auckland, New Zealand
Telephone: (09) 577-0000 Telefax: (09) 576-8202
Web site: www.hella.co.nz

SAFETY through Vision and Innovation





Hella Product Information



New Release - December 2006

LED RING LAMP

2SB 009 362 021

LED Ring Stop/Rear Position Lamp



LED

DESCRIPTION

LED Ring Lamp suitable for use with 60mm ø lamps, 16 LEDs for rear position function and 8 LEDs for stoplight function, clear lens.

MOUNTING

Screw mounting from rear.

VOLTAGE

12V

CURRENT DRAW

Stop: 2.3W
Rear position: 0.1W

ECE COMPLIANCE

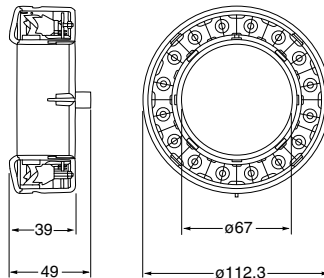
E4 7747

CABLE LENGTH

Pre-wired with 250mm of cable



LED Ring Lamp



All dimensions in mm



Example lamp suitable for use with LED ring lamp.

2BA 009 001-001

LED LIGHT BARS

JLX2101

LED Light Bar - 4 LED Modules

LED

JLX2106

LED Light Bar - 8 LED Modules

LED

DESCRIPTION

4 or 8 Module Amber Light Bar features ten selectable flash patterns utilising patented Solaris™ LED technology.

MOUNTING

T-Slot/hardware entry hole for ease of mounting.

VOLTAGE

12V DC

CURRENT DRAW

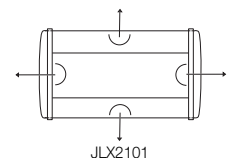

2.0A @ 12V DC average (JLX2101)
4.0A @ 12V DC average (JLX2106)

APPROVAL MARKINGS

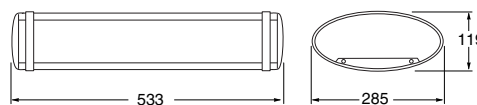
SAEJ318, J595, and J845 Class 1

SPARE PARTS

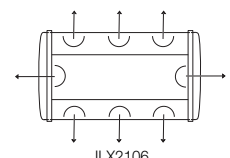
JMPK Mounting kit for light bar
JMMK Magnetic mounting kit for light bar



JLX2101



All dimensions in mm



JLX2106

MARKETED BY:

Hella-New Zealand Limited
81-83 Ben Lomond Crescent,
Pakuranga, Auckland, New Zealand
Telephone: (09) 577-0000 Telefax: (09) 576-8202
Web site: www.hella.co.nz

SAFETY through Vision and Innovation

